


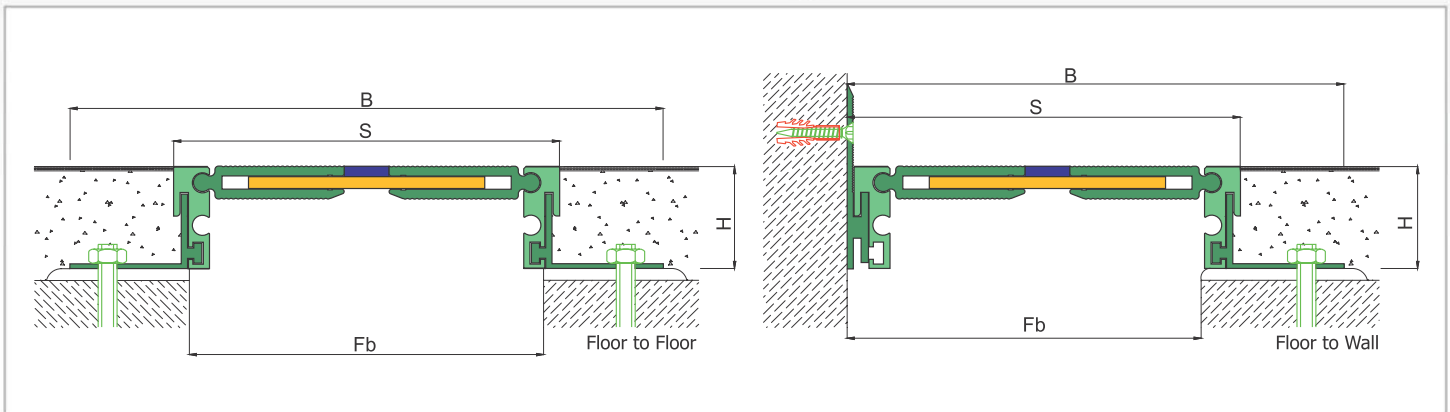


AS A227 flush mounted floor profiles are applicable to all types of floors and load bearing capacities are designed for heavy vehicles, cars or pedestrians depending on the gap inquired. Pure metal structure characterizes AS A227 as a hardwearing & maintenance free profile and makes it ideal for the places with heavy pedestrian traffic. Round-headed articulated design enables the profile to meet displacements in 3 directions. Click-fit profile structure lets the profile to be installed at different heights by changing the base frame. Profiles are delivered factory - assembled and for wide gaps soft EPDM tape is placed on the center plate to align the distance between the side frames. For surface mounted applications AS U237 model is available.

- Application Areas** : Indoor & Outdoor / Floor
- Ideal for** : Factories, Warehouses, Car Parks, Airports, Shopping Malls, Hospitals, Commercial & Public Buildings etc.
- Material** : Mill Finish Aluminum (Anodizing optional), Soft EPDM tape
- Aluminum Alloy** : 6063 AA-USA / EN AW 6063
- Optional Supplies** : Fire Barrier, Waterproof EPDM membrane



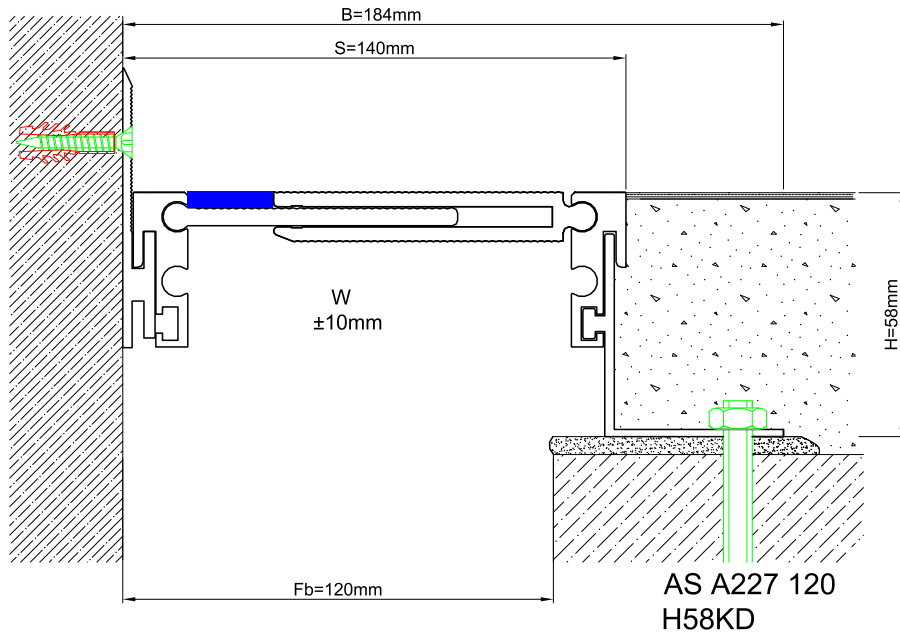
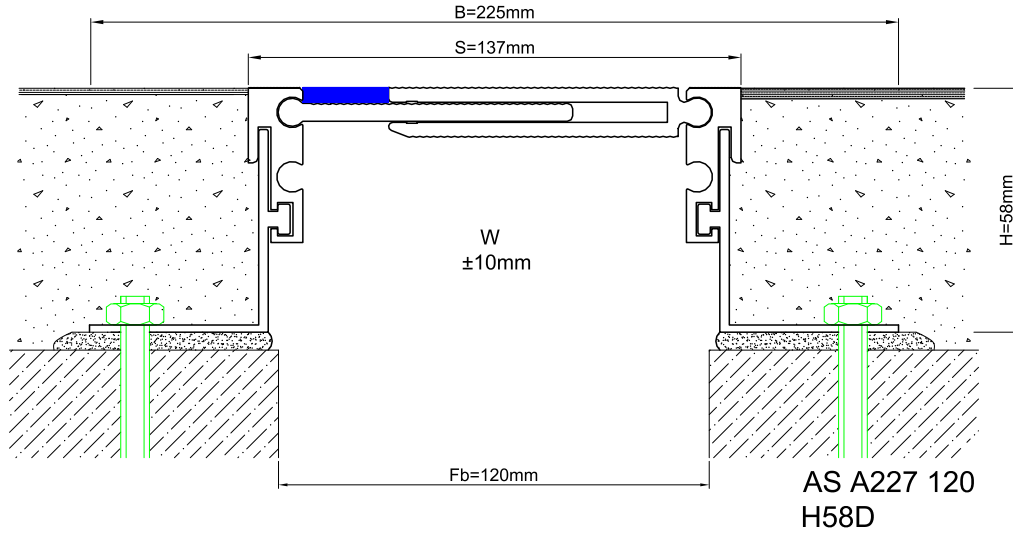
**FLOOR**



\* Visuals are representative and the profile configuration may differ depending on the characteristics requested.

LOCATION	MODEL	GAP (Fb) mm	HEIGHT (H) MM	OVERALL WIDTH (B) mm	VISIBLE WIDTH (S) mm	MOVEMENT (W) mm	LOAD CAPACITY	STANDARD LENGTH (mt)
Floor to Floor	AS A227-050	50	43 / 58 / 68 / 88	157	70	± 8	35 kN  120 kN	3
	AS A227-080	80	43 / 58 / 68 / 88	185	97	± 10	25 kN  60 kN	3
	AS A227-100	100	43 / 58 / 68 / 88	200	112	± 12		3
	AS A227-120	120	43 / 58 / 68 / 88	225	137	± 10		3
	AS A227-140	140	43 / 58 / 68 / 88	240	167	± 16		3
	AS A227-150	150	43 / 58 / 68 / 88	250	163	± 18		3
	AS A227-180	180	43 / 58 / 68 / 88	280	193	± 20		3
	AS A227-200	200	43 / 58 / 68 / 88	318	230	± 20		3

Note: Please ask for different sizes



Profil No Profile Number	AS A227 120	AS A227 120K
Fb (mm)	120	120
H (mm) yaklaşık approx.	58	58
W± (mm) yaklaşık approx.	±10	±10
Renk Color	Alüminyum: Natürel Aluminum: Natural	
Malzeme Material	Alüminyum Aluminum	
Standart Uzunluk Standard Length	3	
Yükleme Kapasitesi Load-Bearing Capacity	